

Electronic and steric effects on the rate of the traceless Staudinger ligation†

Annie Tam,^a Matthew B. Soellner‡^a and Ronald T. Raines*^{a,b}

Received 11th February 2008, Accepted 20th February 2008

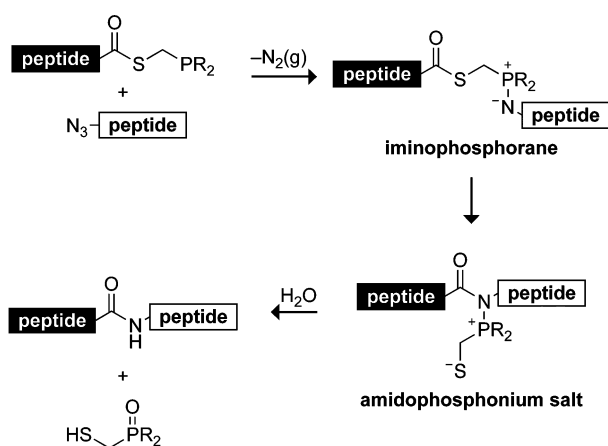
First published as an Advance Article on the web 3rd March 2008

DOI: 10.1039/b802336k

Interplay between electronic effects imparted by phosphinothiol substituents and steric effects imposed by amino-acid reactants affects the rate of the traceless Staudinger ligation of peptides in a predictable manner.

Chemical synthesis enables the incorporation of nonnatural functionality into proteins, harboring the potential to elucidate function and enhance performance.¹ The most common peptide ligation strategy is “native chemical ligation”, but this method is limited to ligations at junctions containing a cysteine residue.² Efforts in our laboratory have been aimed at developing another strategy for peptide ligation called the “traceless Staudinger ligation”, which alleviates this limitation.

The Staudinger ligation joins a peptide having a C-terminal phosphinothioester with a peptide having an N-terminal azide through an intermediate iminophosphorane (Scheme 1). Notable attributes of this ligation strategy include its ability to generate an amide product without either residual atoms³ or racemization,⁴ and with a high reaction rate.⁵ (Diphenylphosphino)methanethiol (**1**) is the most often used of known reagents for effecting the traceless Staudinger ligation, and has mediated the orthogonal assembly of a protein,⁶ site-specific immobilization of peptides and proteins,^{7–9} and synthesis of glycopeptides.^{10,11}



Scheme 1 Putative mechanism of the traceless Staudinger ligation.

^aDepartment of Chemistry, University of Wisconsin–Madison, Madison, Wisconsin, 53706, USA

^bDepartment of Biochemistry, University of Wisconsin–Madison, Madison, Wisconsin, 53706, USA. E-mail: rtraines@wisc.edu

† Electronic supplementary information (ESI) available: Synthesis and characterization of all new compounds. See DOI: 10.1039/b802336k

‡ Present address: Department of Chemistry, University of California, Berkeley, California, 94720, USA.

Recently, we reported a new reagent, di(4-methoxyphenyl)phosphinomethanethiol (**2**), that is effective at mediating ligations between encumbered residues.¹² Results indicated that electron-donating substituents on the aryl rings disfavor the formation of a side product, thereby leading to an increased yield (>80%) of the desired amide. Here, we report on electronic and steric effects on the rate of different steps in the traceless Staudinger ligation.

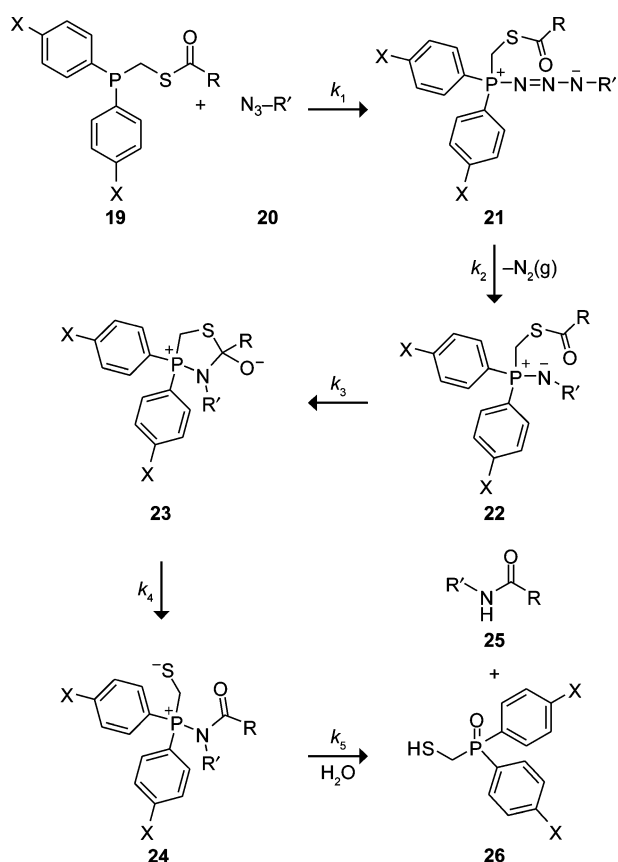
We surveyed the ligation rates mediated by a range of phosphinothiol reagents (**1–6**) with varying degrees of electron-donating character imparted by *para* substituents on their aryl rings (Fig. 1). The phosphinothiols were synthesized *via* a route analogous to that reported for similar phosphinothiols.¹³ Their respective thioesters (**7–18**) were prepared by coupling the phosphinothiols to AcGlyOH or AcAlaOH to provide model reactants of less and more sterically encumbered ligations, respectively.

		σ_p	Y = H	Y = CH ₃
X = Cl	3	0.23	7	13
H	1	0.00	8	14
CH ₃	4	-0.17	9	15
OCH ₃	2	-0.27	10	16
O(CH(CH ₃) ₂)	5	-0.40	11	17
N(CH ₃) ₂	6	-0.83	12	18

Fig. 1 Phosphinothiols, phosphinothioesters, and the σ_p values of their aryl substituents.¹⁴

A detailed mechanism of the traceless Staudinger ligation is depicted in Scheme 2. In this mechanism, phosphinothioester **19** and azide **20** react to form phosphazide **21** (Step 1), which gives iminophosphorane **22** with concomitant release of N₂(g) (Step 2). Formation of the tetrahedral intermediate **23** follows (Step 3), which collapses to amidophosphonium salt **24** (Step 4). Hydrolysis of **24** yields the desired amide **25** and phosphine oxide **26** (Step 5).

A ¹³C NMR-based assay developed previously in our laboratory was used to monitor the fate of azides enriched with ¹³C on their α -carbon during the course of a traceless Staudinger ligation.⁵ This assay enables the determination of the rate constants for both the disappearance of the azide reactant and the appearance of the amide product. Phosphinothioesters with various aryl substituents (**7–12**) were reacted with ¹³C-labeled glycyl azide **27**, and it was



Scheme 2 Putative mechanism of the traceless Staudinger ligation.

found that both of these rate constants correlate well with the Hammett σ_p values of the substituents (Fig. 2, ○), which is indicative of an electronic effect.¹⁵ In general, substituents with greater electron-donating ability provide higher rates of reaction.

The trend was also evident in the more sterically encumbered reaction between alanyl phosphinothioesters **13–18** and ¹³C-labeled alanyl azide **28** (Fig. 2, ●). Interestingly, the rate constants for azide consumption were similar for the Gly + Gly and Ala + Ala ligations (Fig. 2A). This similarity indicates that the intermolecular reaction rate of the phosphinothioester and azide is influenced by electronic but not steric effects. On the other hand, the rate constants for amide formation were markedly lower for the ligation of the bulkier alanyl reactants (Fig. 2B). Apparently, the rate of an intramolecular step is diminished by steric effects. The values of ρ for amide formation are, however, highly negative, indicating that this rate can benefit substantially from electron-donating substituents.

Previous reports have assigned the rate-determining step in the Staudinger ligation to be the association of starting phosphinothioester and azide to form phosphazide intermediate **21**.^{16,5} This assignment appears to be true for Gly + Gly ligations, as no intermediates accumulate during the course of that reaction. In an Ala + Ala ligation, however, an intermediate does accumulate (Fig. 3), indicating that the rate of amide formation is indeed influenced by the rate of an intramolecular step.

To correlate the observed chemical shifts with discrete intermediates along the reaction pathway for an Ala + Ala ligation, mimics of the intermediate were synthesized and characterized

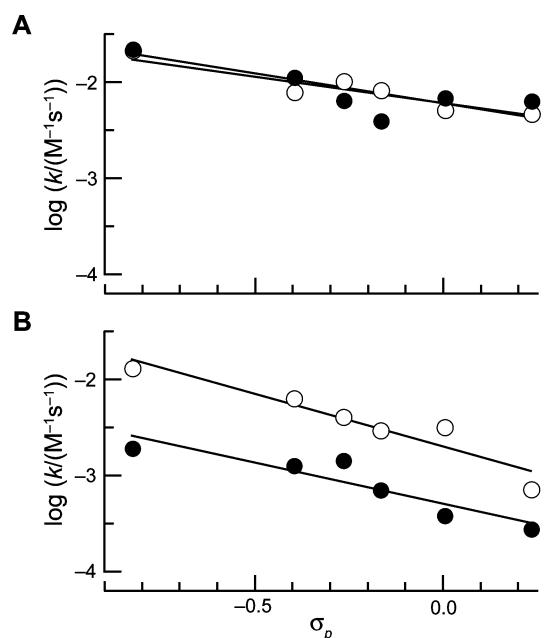
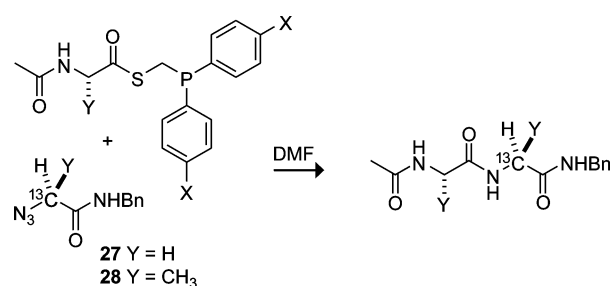


Fig. 2 Hammett plots for the reaction of glycy phosphinothioesters **7–12** with ¹³C-labeled glycy azide **27** (○) and for the reaction of alanyl phosphinothioesters **13–18** with ¹³C-labeled alanyl azide **28** (●) in DMF at room temperature. Reactant concentrations: 0.146 M. Lines depict a linear least-squares fit. (A) Second-order rate constants for azide consumption (○: $\rho = -0.62$; ●: $\rho = -0.55$). (B) Second-order rate constants for amide formation (○: $\rho = -1.09$; ●: $\rho = -0.86$).

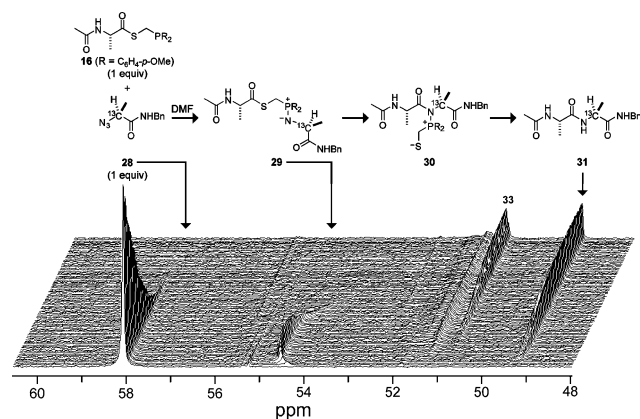


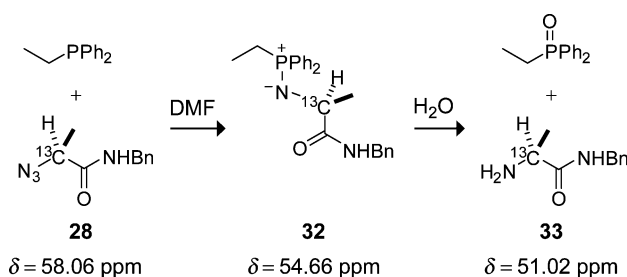
Fig. 3 ¹³C NMR-based assay of an Ala + Ala traceless Staudinger ligation in DMF at room temperature. Reactant concentrations: 0.146 M. Ninety spectra were acquired over a 12-h time course.

by ¹³C NMR spectroscopy.⁵ A mimic of iminophosphorane **29** in an Ala + Ala ligation was synthesized by the reaction of

Table 1 Yields of amide and amine produced during Ala + Ala traceless Staudinger ligations of 0.146 M reactants in DMF at room temperature for 12 h

Phosphinothioester	σ_p	Azide	Amide yield	Amine yield
16	-0.27	28	51%	49%
17	-0.40	28	45%	55%
18	-0.83	28	36%	59%

diphenylethylphosphine and ^{13}C -labeled alanyl azide **28**, both in the absence of water (to generate iminophosphorane **32**) and in the presence of water (to generate amine **33**; Scheme 3). The chemical shifts of iminophosphorane **32** and amine **33** were obtained by ^{13}C NMR spectroscopy.



Scheme 3 ^{13}C Chemical shifts of reaction-intermediate mimics.

Iminophosphorane **32** was found to have a chemical shift of 54.66 ppm, which supports the assignment of the signal at 54.64 ppm in Fig. 3 to iminophosphorane **29**. Thus, the intermediate that accumulates in ligations between bulkier reactants is the iminophosphorane, and Step 3 partially limits the rate of amide formation. Presumably, the steric effects hinder $S \rightarrow N$ acyl transfer. Analogous steric effects have been observed in non-traceless Staudinger ligations.¹⁶ In the traceless Staudinger ligation, these steric effects can be mitigated by electron-donating substituents (Fig. 2B).

Electron-donating substituents are also known to benefit Step 4 of the reaction pathway (Scheme 2). Previously, we demonstrated that increasing electron density of the phosphorus increases the yield at bulkier ligation sites by discouraging tetrahedral intermediate **23** from forming a P–O bond and hence an oxazaphosphetane.¹² Thus, electron-rich phosphinothiols aid in both Step 3 and Step 4 of the traceless Staudinger ligation.

Electron-donating substituents do, however, have a detrimental effect. Hydrolysis of **32** gave a signal at 51.02 ppm for amine **33**, which is similar to the 51.27 ppm signal in Fig. 3. Thus, an amine is the major byproduct of more sterically encumbered ligations. Furthermore, amine was formed to a greater extent when azide **28** was reacted with the more electron-donating phosphinothioesters (Table 1). We suspect that increased electron density renders the

iminophosphorane nitrogen more susceptible to protonation by trace amounts of water. That protonation would impair the desired $S \rightarrow N$ acyl transfer, as well as make the adjacent phosphorus more electrophilic and thereby expedite hydrolysis.

In conclusion, electronic and steric effects play multiple roles in determining the rate and yield of traceless Staudinger ligations. Most notably, electron-donating phosphinothiol substituents have dichotomous consequences. They are advantageous in accelerating the intermolecular reaction, enhancing $S \rightarrow N$ acyl transfer in the iminophosphorane, and discouraging undesirable P–O bond formation in the ensuing tetrahedral intermediate. Electron-donating substituents are deleterious in promoting the protonation of the iminophosphorane nitrogen, which impairs $S \rightarrow N$ acyl transfer in the iminophosphorane and leads to amine formation. Overall, electron-donating substituents increase the ligation rate of sterically encumbered reactants (Fig. 2), but decrease the yield of amide product (Table 1). The optimal choice of phosphinothiol for a particular ligation (especially between non-glycyl reactants) requires consideration of these electronic and steric effects.¹⁷

Notes and references

- B. L. Nilsson, M. B. Soellner and R. T. Raines, *Annu. Rev. Biophys. Biomol. Struct.*, 2005, **34**, 91–118.
- P. E. Dawson and S. B. H. Kent, *Annu. Rev. Biochem.*, 2000, **69**, 923–960.
- B. L. Nilsson, L. L. Kiessling and R. T. Raines, *Org. Lett.*, 2001, **3**, 9–12.
- M. B. Soellner, B. L. Nilsson and R. T. Raines, *J. Org. Chem.*, 2002, **67**, 4993–4996.
- M. B. Soellner, B. L. Nilsson and R. T. Raines, *J. Am. Chem. Soc.*, 2006, **128**, 8820–8828.
- B. L. Nilsson, R. J. Hondal, M. B. Soellner and R. T. Raines, *J. Am. Chem. Soc.*, 2003, **125**, 5268–5269.
- M. B. Soellner, K. A. Dickson, B. L. Nilsson and R. T. Raines, *J. Am. Chem. Soc.*, 2003, **125**, 11790–11791.
- A. Watzke, M. Kohn, M. Gutierrez-Rodriguez, R. Wacker, H. Schroder, R. Breinbauer, J. Kuhlmann, K. Alexandrov, C. M. Niemeyer, R. S. Goody and H. Waldmann, *Angew. Chem., Int. Ed.*, 2006, **45**, 1408–1412.
- C. Gauchet, G. R. Labadie and C. D. Poulter, *J. Am. Chem. Soc.*, 2006, **128**, 9274–9275.
- Y. He, R. J. Hinklin, J. Y. Chang and L. L. Kiessling, *Org. Lett.*, 2004, **6**, 4479–4482.
- L. Liu, Z. Y. Hong and C. H. Wong, *ChemBioChem*, 2006, **7**, 429–432.
- M. B. Soellner, A. Tam and R. T. Raines, *J. Org. Chem.*, 2006, **71**, 9824–9830.
- A. Tam, M. B. Soellner and R. T. Raines, *J. Am. Chem. Soc.*, 2007, **129**, 11421–11430.
- C. Hansch, A. Leo and R. W. Taft, *Chem. Rev.*, 1991, **91**, 165–195.
- L. P. Hammett, *Chem. Rev.*, 1935, **17**, 125–136.
- F. L. Lin, H. M. Hoyt, H. Van Halbeek, R. G. Bergman and C. R. Bertozzi, *J. Am. Chem. Soc.*, 2005, **127**, 2686–2695.
- We thank Dr E. L. Myers for contributive discussions. This work was supported by grant GM044783 (NIH). M.B.S. was supported by an ACS Division of Organic Chemistry Fellowship, sponsored by Abbott Laboratories.